



HB 446 Out of State Placements

Edit & Review Invite & Deploy Analyze Results Share Results

Results » Individual Responses » Raw Data Export » Manage Presentation

Results Overview
Filter: No filter applied

Want to ensure your results are statistically valid? Send your survey to more people using Zoomerang Sample- it's fast and affordable. [Get a quote](#)

Print | Excel Export

Report

- Results Overview
- New Cross Tab Report
- Comparison
- PREMIUM** New Comparison Rpt

HB 446 Out of State Placements

Survey Status: Active Launched: 4/1/2010 2:00 PM Closed: N/A

Email Invites: 0	Visits: 25	Partials: 0	Screen Outs: 0	Over Quota: 0	Completes: 5 (Does not include blank responses)
------------------	------------	-------------	----------------	---------------	---

Filter

New Filter

Statistics

PREMIUM Show Statistics

Responses

- Completes
- Partials
- Screen Outs
- Over Quota

APPLY



Survey Coach

- » Learn how to use filters
- » View a demo of reporting

1. How many children does your agency have placed with out of state placement provider(s) as of today? Results | V

Zero		2	40%
1 - 5		3	60%
6 - 10		0	0%
11 - 15		0	0%
16 - 20		0	0%
21 - 30		0	0%
31 - 40		0	0%
41 - 50		0	0%
More than 50		0	0%
Total		5	100%

2. How many children has your county placed with out of state provider(s) over the past 12 months? Results | V


Zero		1	20%
1 - 5		3	60%
6 - 10		1	20%
11 - 15		0	0%
16 - 20		0	0%
21 - 30		0	0%
31 - 40		0	0%
41 - 50		0	0%
More than 50		0	0%
Total		5	100%

3. What percentage of these children are placed out of state (in the past 12 months) because the Court ordered placement with the out of state provider(s)? Results | V




Zero		4	80%
1 - 25%		0	0%
26 - 50%		0	0%
51 - 75%		0	0%
76 - 99%		0	0%
100%		1	20%
Unknown		0	0%
Total		5	100%

4. How many out of state provider(s) has your agency used in the past 12 months? Results | V

Zero		1	20%
------	--	---	-----

1 - 5		4	80%
6 - 10		0	0%
11 - 15		0	0%
16 - 20		0	0%
21 - 25		0	0%
More than 25		0	0%
Total		5	100%

5. Do your agency contracts with the out of state provider(s) stipulate that they must meet Ohio Standards (i.e. no use of prone, mechanical, and/or chemical restraints, etc.)? 1 2 3 4 5

Yes, all of our contracts with out of state provider(s) have these stipulations.		3	60%
Some of our contracts with out of state providers have these stipulations.		1	20%
None of our contracts with out of state providers have these stipulations.		1	20%
Total		5	100%

6. County and name of your agency: 1 2 3 4 5

View 5 Responses

7. Name and contact phone number for individual completing this survey: 1 2 3 4 5

View 5 Responses